

Summary of financial results for the period 1-6/2016



Disclaimer

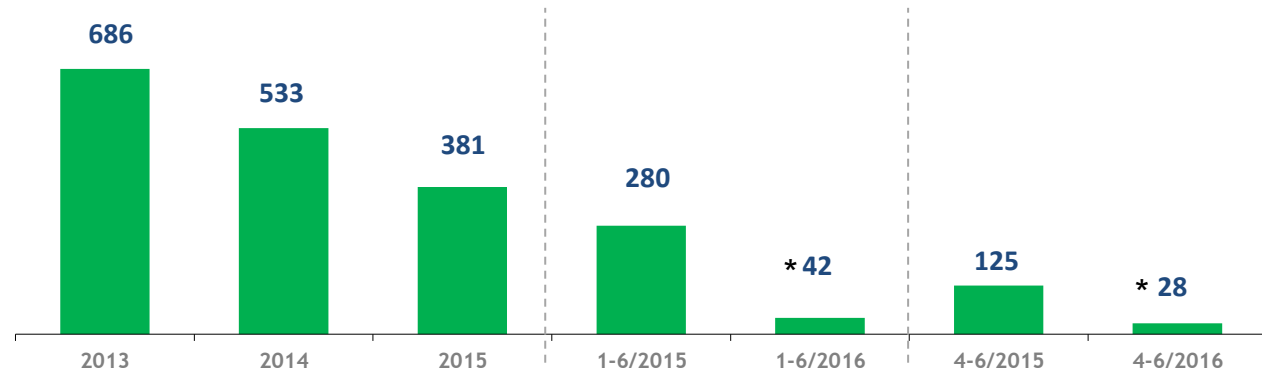
This document has been prepared by Harel Insurance Investments and Financial Services Ltd. (hereinafter: the Company) solely for the purpose of presenting the Company's business.

The information contained in this document has not been independently verified. No representation or warranty has been expressed or implied and there should be no reliance on the fairness, accuracy, completeness or correctness of the information or opinions contained herein. Neither the Company nor any of its employees or representatives shall bear any liability whatsoever (whether due to negligence or otherwise) for any loss howsoever resulting from using this document or its content or otherwise arising in connection with this document.

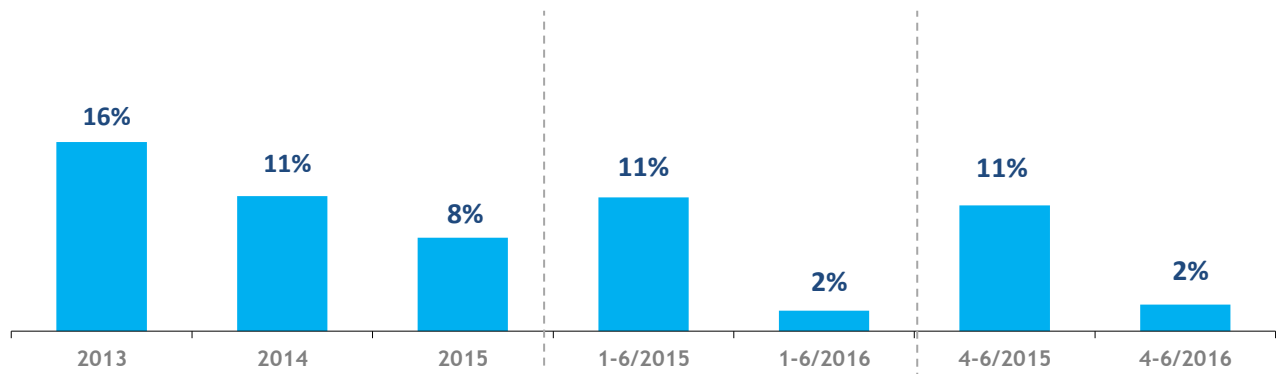
This document is provided solely for your information and may not be reproduced, distributed or forwarded, directly or indirectly, in any form to any other person, nor published, wholly or partially, for any purpose. This document contains information that under Israel's Securities Law, 5728-1968, may be deemed or considered Inside Information of Harel Insurance Investments & Financial Services Ltd. Any use of Inside Information is illegal. Distribution of this document may be restricted by law and persons receiving this document should be aware of such restrictions and observe them accordingly. In receiving this report you agree to be bound by the foregoing instructions.

Statements concerning the Company's future business, financial position and results of operations are subject to risks and uncertainties, which may cause actual results to differ materially from those forecast. Such forward-looking information includes, but is not limited to, product demand, pricing, changing economic conditions, product and technology development risks, the effect of the Company's accounting policies as well as certain other risk factors which are specified from time to time in the Company's reports to the Securities Authority.

Comprehensive income after tax



Return on Equity

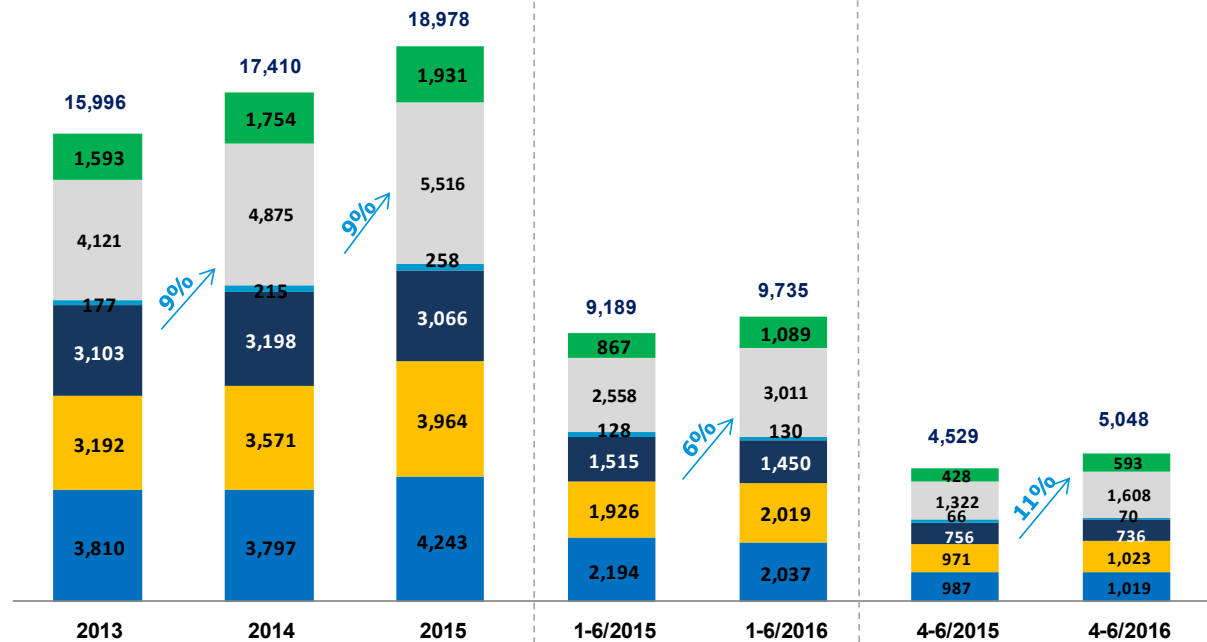


* Including a revision of the outstanding claims in the liabilities sectors in respect of the Winograd recommendations, in the amount of NIS 112 million after tax for the period 1-6/2016 and NIS 16 million after tax for the period 4-6/2016.

Including an increase in the insurance liabilities for the effect of LAT and interest in the amount of NIS 94 million after tax for the period 1-6/2016 and NIS 59 million after tax for the period 4-6/2016.

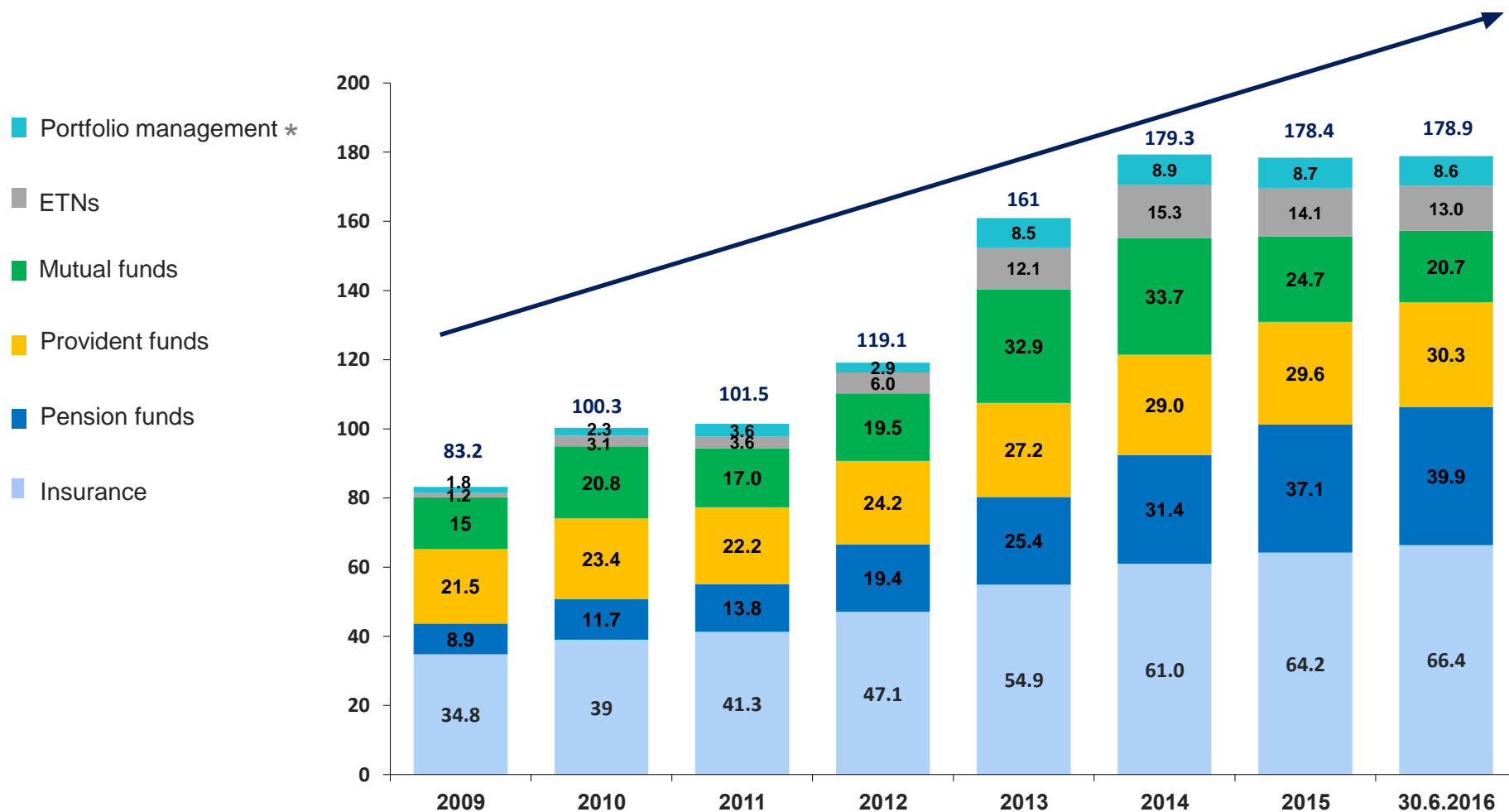
Earned premiums and benefit contributions, gross (NIS million)

	2013	% גידול	2014	2015	% גידול	1-6/2015	1-6/2016	% גידול	4-6/2015	4-6/2016
Life assurance	3,810	12%	3,797	4,243	(7%)	* 2,194	2,037	3%	987	1,019
Health insurance	3,192	11%	3,571	3,964	5%	1,926	2,019	5%	971	1,023
Non-life insurance	3,103	(4%)	3,198	3,066	(4%)	1,515	1,450	(3%)	756	736
Insurance companies overseas	177	20%	215	258	2%	128	130	6%	66	70
Total	10,282	7%	10,781	11,531	(2%)	5,764	5,635	2%	2,779	2,847
Pension contributions	4,121	13%	4,875	5,516	18%	2,558	3,011	22%	1,322	1,608
Provident contributions	1,593	10%	1,754	1,931	26%	867	1,089	39%	428	593
Total	15,996	9%	17,410	18,978	6%	9,189	9,735	11%	4,529	5,048



* Including a single premium in the amount of NIS 226 million.

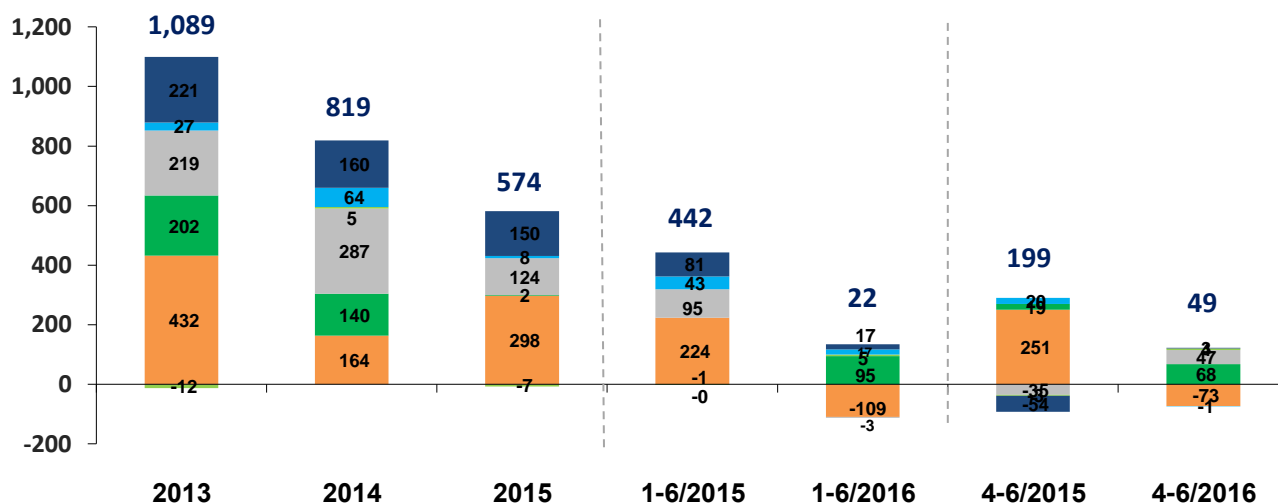
Assets under management (AUM) and nostro assets (NIS billion)



* Including the offsetting of inter-company balances.

Comprehensive income before tax from operating segments (NIS million)

	2013	2014	2015	1-6/2015	1-6/2016	4-6/2015	4-6/2016
Long-term savings	432	164	298	224	* (109)	251	* (73)
Health	202	140	2	(0)	95	19	68
Non-life insurance	219	287	124	95	** (3)	(35)	** 47
Insurance companies overseas	(12)	5	(7)	(1)	5	(3)	4
Finance	27	64	8	43	17	20	(1)
Other capital	221	160	150	81	17	(54)	3
Total	1,089	819	574	442	22	199	49

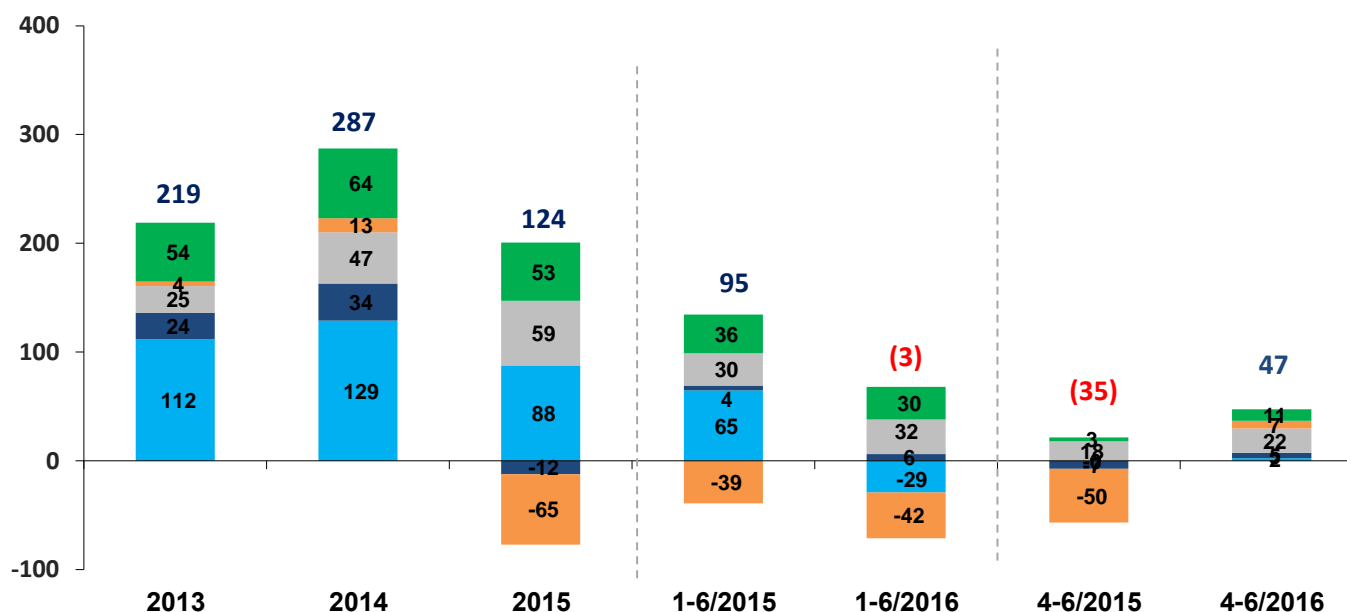


* Including an increase in the insurance liabilities for the effect of LAT and interest in the amount of NIS 146 million before tax for the period 1-6/2016 and NIS 92 million before tax for the period 4-6/2016.

** Including a revision of the outstanding claims in the liabilities sectors in respect of the Winograd recommendations, in the amount of NIS 175 million before tax for the period 1-6/2016 and NIS 25 million before tax for the period 4-6/2016.

Non-life insurance segment – comprehensive income before tax (NIS million)

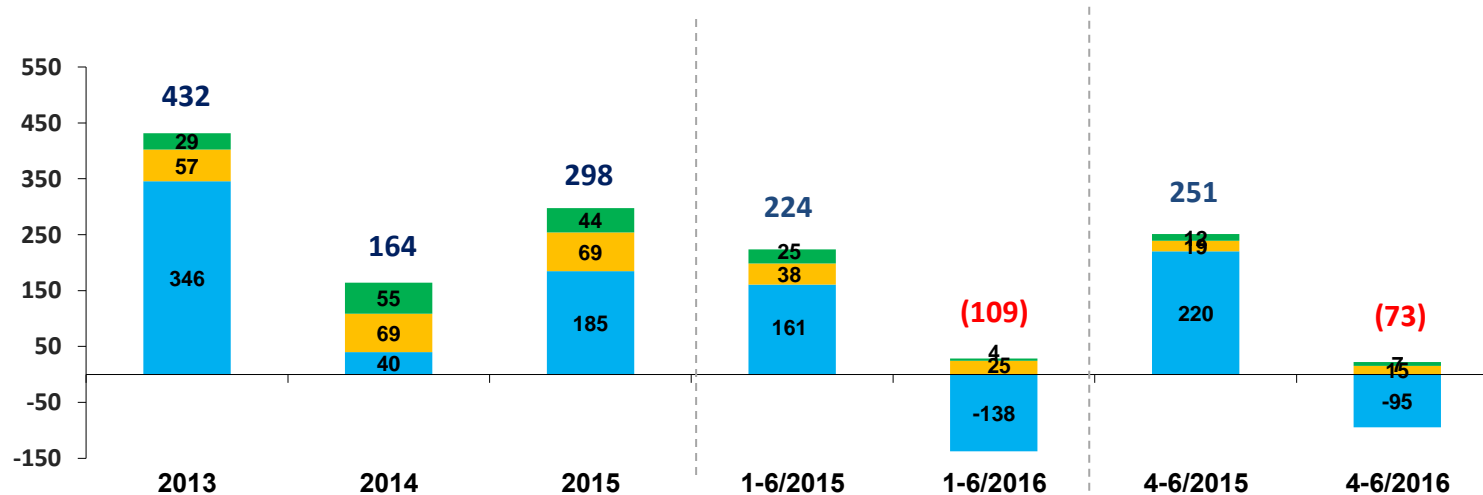
	2013	2014	2015	1-6/2015	1-6/2016	4-6/2015	4-6/2016
Compulsory motor	112	129	88	65	(29)	(0)	2
Motor property	24	34	(12)	4	6	(7)	5
Property and other branches	25	47	59	30	32	18	22
Liabilities and other branches	4	13	(65)	(39)	(42)	(50)	7
Mortgage insurance	54	64	53	36	30	3	11
Total	219	287	124	95	* (3)	(35)	* 47



* Including a revision of the outstanding claims in the liabilities sectors in respect of the Winograd recommendations, in the amount of NIS 175 million before tax, for the period 1-6/2016 and NIS 25 million before tax for the period 4-6/2016.

Life assurance and long-term savings segment - comprehensive income before tax (NIS million)

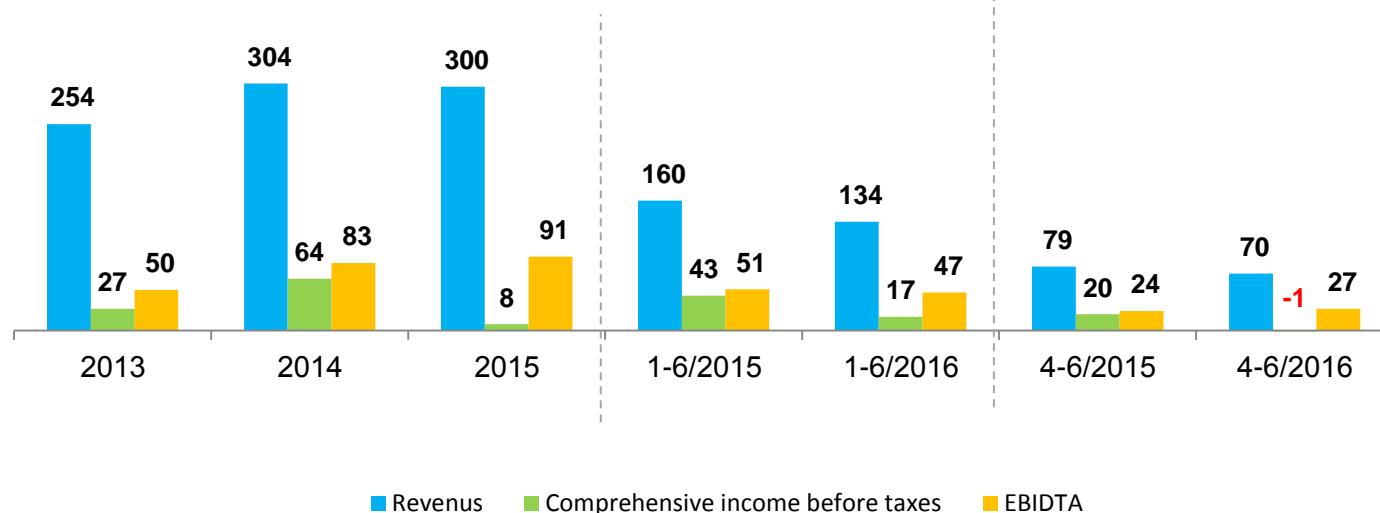
	2013	2014	2015	1-6/2015	1-6/2016	4-6/2015	4-6/2016
Life assurance	346	40	185	161	* (138)	220	* (95)
Pension	57	69	69	38	25	19	15
Provident	29	55	44	25	4	12	7
Total	432	164	298	224	(109)	251	(73)



* Including an increase in the insurance liabilities for the effect of LAT and interest in the amount of NIS 146 million before tax for the period 1-6/2016 and NIS 92 million before tax for the period 4-6/2016.

Financial services segment (NIS million)

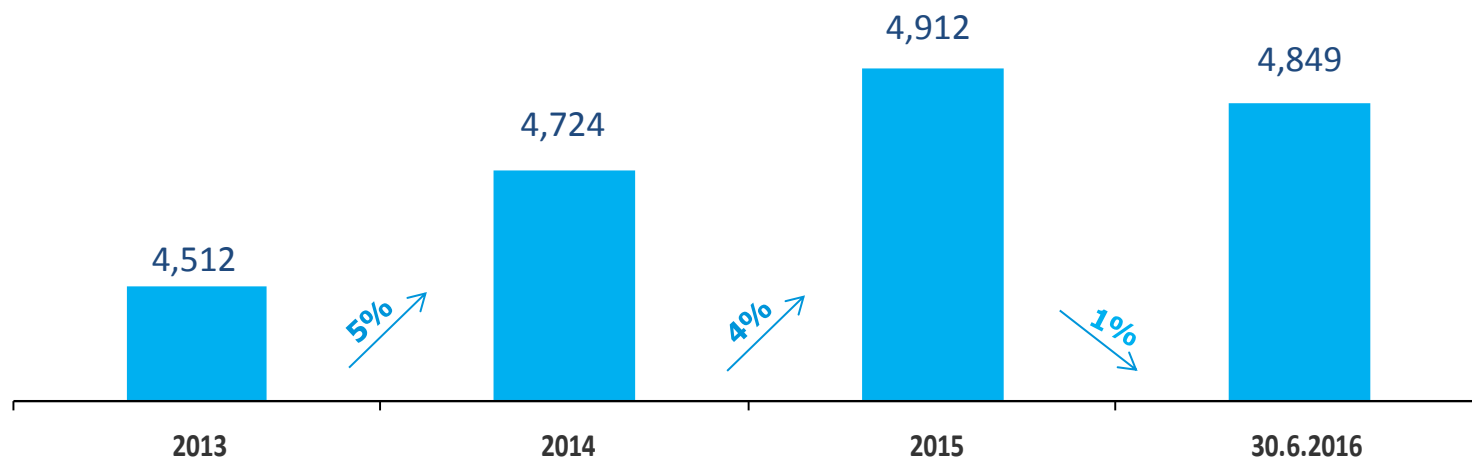
	2013	2014	2015	1-6/2015	1-6/2016	4-6/2015	4-6/2016
Revenus	254	304	300	160	134	79	70
Comprehensive income before taxes	27	64	* 8	43	17	20	** (1)
EBIDTA	50	83	91	51	47	24	27



* Including reduced value of the mutual fund activity by NIS 68 million before tax.

** Including reduced value of the mutual fund activity by NIS 25 million before tax.

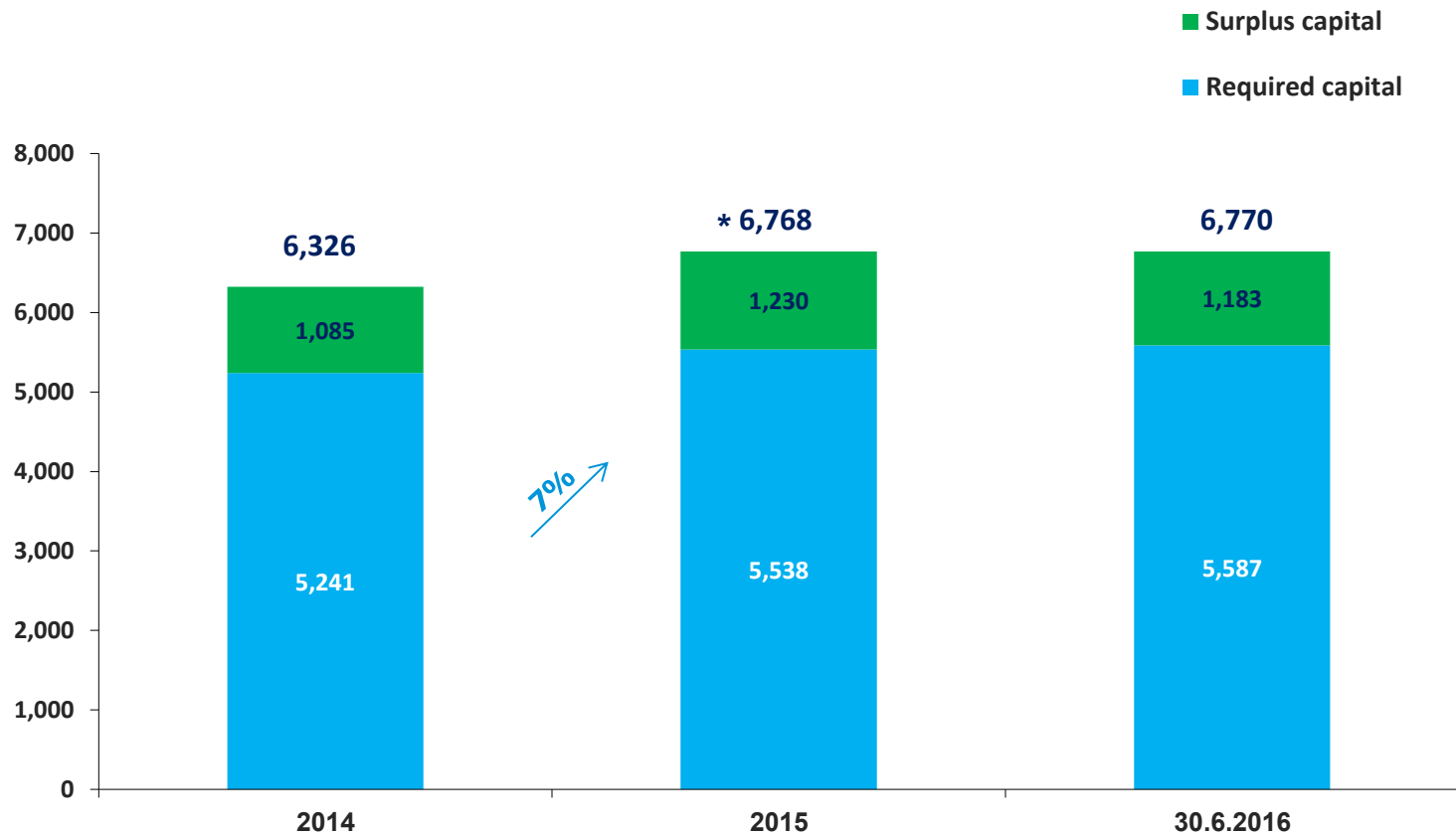
Equity – Harel Investments (NIS million)



Dividend (NIS million) *	308	320	235	107
Dividend yield (%)	7.6%	7.5%	6.3%	3.5%

* On August 23, 2016, after the balance sheet date, the Company's Board of Directors approved the distribution of a cash dividend in the amount of NIS 64 million (NIS 0.3 / share).

Capital surpluses – Harel Insurance (NIS million)



* As a result of the merger of Dikla's insurance activity, the capital surplus of Harel Insurance increased by NIS 180 million. This increase is due to the transfer of a capital note from Dikla to Harel and also to relief in the method of calculating the aggregate capital requirement for outstanding claims.

- On April 21, 2016, the Commissioner's office published an instruction to perform an IQIS exercise for 2015 (IQIS5), which is based on the revised directives from Europe, with adjustments for the local market.
- Based on the results of the IQIS5 exercise and taking into account the aforementioned transition provisions, Harel Insurance, ICIC and EMI have significant capital surpluses.
- It is emphasized that the model in its current format is extremely sensitive to changes in market and other variables, so that the capital requirements and capital surpluses arising from the model may be different on the actual date of application.
- At December 31, 2015, Harel's capital surplus on a consolidated basis, and taking into account the transition provisions, is similar to the results submitted in the previous exercise and amounts to more than one billion shekels.

